


Swine



THE 4-H PLEDGE

I pledge my Head to clearer thinking,
my Heart to greater loyalty,
my Hands to larger service,
my Health to better living,
for my club, my community and my country and my world.

THE 4-H MOTTO

Learn To Do By Doing

4-H ONTARIO PROVINCIAL OFFICE

7660 Mill Road
Guelph, ON N1H 6J1
TF: 1.877.410.6748
TEL: 519.856.0992
FAX: 519.856.0515
EMAIL: inquiries@4-hontario.ca
WEB: www.4-HOntario.ca



CANADA
4-H Ontario

PROJECT RESOURCE INFORMATION:

Written by: Elizaneth Johnston, 4-H Ontario

Layout by: Autumn Unwin

Date: February, 2023

A special thank you to the 4-H Associations and Volunteers from Grenville, Grey, Parry Sound, Wellington and York that piloted the Cloverbud Program for 4-H Ontario. Their feedback, dedication and enthusiasm helped in the development of the program materials and was greatly appreciated.

4-H Ontario is pleased to be able to provide project resource reference manuals for use by volunteers in clubs. 4-H Ontario screens and trains volunteers to equip them with the tools to serve as positive role models for youth. With so many topics to choose from, 4-H volunteers are trusted to use these resources to provide safe and quality programming while using their judgement to assess the appropriateness of activities for their particular group of youth. By downloading any 4-H resource, you agree to use it for 4-H purposes and give credit to the original creators. Your provincial 4-H organization may have restrictions on the types of 4-H projects or activities which can be completed in your region.

4-H Ontario grants permission to 4-H Volunteers to photocopy this 4-H project resource for use in their local 4-H program. All information presented in this Project Resource was accurate at the time of printing.

The 4-H program in Ontario is supported by the Ontario Ministry of Agriculture, Food and Rural Affairs.

Material for this Cloverbud Veterinary unit was supported by the Grand River Agricultural Society.



4-H Inclusion Statement

4-H in Canada is open to all* without discrimination based on race, national or ethnic origin, colour, religion, sex, age or, mental or physical disability.**

4-H is dedicated to providing a safe and inclusive environment that allows for universal access and participation. Where barriers to participation are identified, 4-H will, with reasonable accommodation, adapt programs, rules, policies, or expectations to reduce or remove the barriers.

Any accommodations, changes or exceptions will be assessed on an individual basis, taking into account the individual experience of the member and their family. The physical safety and emotional well-being of members, leaders, staff and volunteers is 4-H's highest priority, and is the ultimate consideration in final decisions.

4-H Canada and local 4-H organizations consider inclusion a priority. Leaders are encouraged to work with individuals and their families to identify and discuss accommodations as required, and to reach out to provincial or national office staff for help with unresolved concerns.

**This applies to youth members (ages 6 to 21), volunteers, leaders, staff and professionals.*

***Definition of discrimination as per Canadian Charter of Rights and Freedoms.*

Déclaration sur l'inclusion des 4-H

L'adhésion aux 4-H au Canada est ouverte à tous les jeunes* sans discrimination fondée sur la race, l'origine nationale ou ethnique, la couleur de la peau, la religion, le sexe, l'âge ou le handicap mental ou physique. **

Les 4-H ont pour mission d'offrir un environnement sécuritaire et inclusif qui permet l'accès et la participation de tous. Lorsque des obstacles à la participation sont décelés, les 4-H adapteront, à l'aide de mesures d'adaptation raisonnables, les programmes, les règles, les politiques ou les attentes afin de réduire ou d'éliminer ces obstacles.

Toute mesure d'adaptation, modification ou exception sera évaluée au cas par cas, en tenant compte de l'expérience personnelle du membre et de sa famille. La sécurité physique et le bien-être émotionnel des membres, des animateurs et des animatrices, des membres du personnel et des bénévoles sont la priorité absolue des 4-H et constituent le facteur ultime à considérer lors de la prise des décisions définitives.

Les 4-H du Canada et les organisations locales des 4-H considèrent l'inclusion comme étant une priorité. Les animateurs et les animatrices sont encouragés à collaborer avec les personnes et leurs familles afin de définir et d'examiner les mesures d'adaptation, selon les besoins, et de communiquer avec le personnel du bureau provincial ou national pour obtenir de l'aide en cas de préoccupations non résolues.

**Ceci s'applique aux jeunes membres (âgés de 6 à 21 ans), aux bénévoles, aux animateurs, aux membres du personnel et aux professionnels.*

***Selon la définition de discrimination en vertu de la Charte canadienne des droits et libertés*

INTRODUCTION TO SWINE:

Objectives & Goals of the Unit:

- Know what a pig (swine) looks like
- Learn about what a farmer does to take care of pigs
- Know which food products come from pigs

Background:

In Ontario, pig farms range in size from a farmer raising a few pigs to sell to family and friends, to commercial farmers who raise hundreds or thousands of pigs at a time. Cloverbuds will learn about the swine (pig) industry and the products we get from this industry through fun, hands-on activities.

4-H PLEDGE & ROLL CALL

Suggested Roll Calls:

- Name a food you think a pig would eat.
- Name one type of food that comes from pigs that humans eat?
- What is your favourite pork product to eat? (e.g. bacon, ham, pork chops, etc.)

Time Frame: Units are to be completed in a two hour time frame. There is more material here than what can be covered in two hours. Please choose activities according to the age and abilities of your Cloverbud participants

GETTING STARTED

Introduction to Pigs

Activity Time: 10-15 minutes

Materials Needed:

- Computer/laptop and access to the Internet

Watch the video, created by Farm & Food Care Ontario, titled '360° Canadian Pig Farm Tour' <https://www.youtube.com/watch?v=E7SijUQBGfM>

Discuss the following questions:

- Do you think you would want to raise pigs? Why or why not?
- Do you think its easy or hard to look after pigs? Why?
- Have you ever tasted a pork product? Did you like it? Why or why not?
- How many products (food or otherwise) can you name that come from pigs?

This Little Piggy! Wordsearch

Activity Time: 10-15 minutes (depending on the size of the group)

Materials Needed:

- "This Little Piggy!" Wordsearch (found in the Resource section at the end of this unit)
- "This Little Piggy!" Answer Sheet (found in the Resource section at the end of this unit)
- Writing utensils

Print enough word searches for every Cloverbud. Distribute word searches and writing utensils and give Cloverbuds at least 5 minutes to work independently on the activity. After the time is up, or once everyone is finished, gather Cloverbuds and go over each of the words listed on the word search.

LET'S EXPLORE

Grocery Store Flyers Scavenger Hunt

Activity Time: 25-30 minutes

Materials Needed:

- Several grocery store flyers (at least two per participant)
 - Scissors
-

Give each participant grocery store flyers (make sure each participant has the same number of flyers) and a pair of scissors. Alternatively, participants could work in pairs for this activity.

Time participants (5 to 10 minutes depending on the number of flyers participants are given) and ask them to find and cut out as many pork products as they can find in the flyers.

When the time is up, have each participant (or pair) present the items they found. Discuss as a group if the items are products from a pig.

If desired, this could be made into a competition to see which participant (pair) find the most items.

Pork Products Matching Game

Activity Time: 20-30 minutes

Materials Needed:

- Pork Products Match Game worksheets (found in the Resource section at the end of this unit)
- Cardstock
- Scissors
- Access to laminating if possible

In advance, print out the Pork Products Match Game worksheets. Cut out each square and if possible, laminate each game square.

Have participants sit in a circle (or around a table). Mix up game squares and place them scattered on the table face down.

Player #1 turns over two game squares. If the game squares match, the player keeps those squares, receives a point and gets to have another turn. If the game squares don't match, they squares are turned back over and the next participant can take their turn. Once all of the game squares have been matched, the game is over and points can be added up.

When a match has been made, have participants name what is on the game square.

LOOKING WITHIN

Pig Bookmark

Activity Time: 20-30 minutes plus drying time

Materials Needed:

- Craft stick
- Pink paint
- Paint brush



- Wiggle eyes
- Pink craft foam
- Glue

Paint the craft stick pink and leave it to dry.

Cut out 2 ears and a snout from pink craft foam. Glue the snout to the front of the stick, drawing on nostrils. Stick on the wiggle eyes. Glue the ears to the top of the stick.

Craft and Image Source: <https://www.activityvillage.co.uk/pig-bookmark>

What Colour Am I?

Activity Time: 25-30 minutes

Materials Needed:

- What Colour Am I? worksheet (found in the Resource section at the end of this unit)
- Crayons/Pencil Crayons

Give each participant a 'What Colour Am I?' worksheet. Have participants do the math to figure out the number and corresponding colour for each section of the picture.

WRAPPING THINGS UP

Piggy Pancakes

Activity Time: 25-30 minutes

Materials Needed:

- 500mL (2 cups) Bisquick mix (or any type of pancake mix)
- 250mL (1 cup) milk
- 2 eggs

OR

- Your own pancake recipe
- Fresh blueberries, chocolate chips or raisins
- Maple Syrup (optional)

Directions:

1. Heat griddle or skillet over medium-high heat or to 375°F (190°C). In medium bowl, stir Bisquick



mix, milk and eggs (or desired pancake mix) until blended.

2. Lightly oil griddle. For each pig face, pour slightly less than 1/4 cup batter onto the hot oiled griddle. Pour tablespoonful (15mL) batter onto griddle for snout and another tablespoonful for ears.
3. Cook pancakes until edges are dry. Turn; cook until golden.
4. To serve, place large pancakes on individual serving plates. Place 1 small pancake in center of each face for snout; poke 2 holes for nostrils with end of handle of wooden spoon. Cut second small pancake in half for ears; place at top of face. Use blueberries for eyes.

Recipe and Image Source: Food Network <https://www.foodnetwork.com/recipes/piggy-pancakes-recipe-2130001>

Pigs in a Blanket

Activity Time: 25-30 minutes

Materials Needed:

- All-purpose flour, for surface
- 1 (8-oz.) tube crescent rolls
- 1 (12-oz.) package mini cocktail wieners (or cut regular wieners into small pieces)
- 60mL (4 tbsp.) melted unsalted butter
- Coarse salt
- Baking tray
- Pastry brush
- Oven



1. Preheat oven to 375°F (190°C). On a lightly floured surface, unroll crescent sheets and tear where perforated. Cut each triangle into 3 smaller triangles.
2. Place 1 cocktail wiener on thick side of each triangle, then gently roll to thinner side.
3. Transfer to a medium baking sheet. Brush with butter and sprinkle with salt.
4. Bake pigs in a blanket until golden, 12 to 15 minutes.

Recipe and Image Source: Delish <https://www.delish.com/cooking/recipe-ideas/a58344/homemade-pigs-in-a-blanket-recipe/>

ADJOURNMENT

Additional Activities

- Hold the meeting at a grocery store or butcher shop and check out what pork products are sold in the store
- Check out the videos produced by Ontario Pork found at: <https://www.ontariopork.on.ca/Communications/Videos> in particular, the video titled 'What Ontario Pigs Eat.'
- Create a judging activity including any 4 samples of the same type of pork products or pictures of pigs

References

- Activity Village.co.uk <https://www.activityvillage.co.uk/>
 - AgScape <https://agscape.ca/>
 - Canadian Pork Council <https://www.cpc-ccp.com/default>
 - Education.com <https://www.education.com/>
 - Farm & Food Care Ontario <https://www.farmfoodcare.org/>
 - Food Network <https://www.foodnetwork.com/>
 - Ontario Pork <https://www.ontariopork.on.ca/>
 - Turtle Diary <https://www.turtlediary.com/>
-

This Little Piggy!

b e v g i l t k i w j o m b r
 a m v z b e s m n h h i u z y
 r b b e j i x d s a d v u s w
 n n t w t g o f a r m e r w e
 e z j h a e s s z r t p b i t
 k p m t e t r y e g i o o n b
 n l s w j a e i i c b r a e e
 c o i g y g l r n y u k r k s
 p v o t b l d t q a q r a p o
 f b u u t a q n h w r n i u w
 e z w w y e r a v y e i d t m
 e i q u k w r r j u p a a n y
 d p i g l e t s o m o b n n w
 i y y r l o j o a w g n b e p
 r p t t g f g b b q d y u h r

veterinarian

biosecurity

healthy

litter

barrow

farmer

weaner

gilt

swine

piglets

water

pork

boar

barn

feed

sow

This Little Piggy!

b e v g i l t k i w j o m b r
 a m v z b e s m n h h i u z y
 r b b e j i x d s a d v u s w
 n n t w t g o f a r m e r w e
 e z j h a e s s z r t p b i t
 k p m t e t r y e g i o o n b
 n l s w j a e i i c b r a e e
 c o i g y g l r n y u k r k s
 p v o t b l d t q a q r a p o
 f b u u t a q n h w r n i u w
 e z w w y e r a v y e i d t m
 e i q u k w r r j u p a a n y
 d p i g l e t s o m o b n n w
 i y y r l o j o a w g n b e p
 r p t t g f g b b q d y u h r

veterinarian

biosecurity

healthy

litter

barrow

farmer

weaner

gilt

swine

piglets

water

pork

















boar

barn

feed

sow

Bakery Match Game

Add the numbers and color the picture by number.

